



TOP 50 global processors in 2022

📅 09/05/2023 - 👤 Sophie Colvine , François-Xavier Branthôme

According to data we have collected by contacting processing companies and experts in different countries, the fifty largest tomato processing companies, for which we have direct information or estimates, processed 24 million metric tonnes of tomato in 2022, which is about 63% of the volume processed globally.

These fifty companies operated one hundred and thirty-three processing sites in 2022, spread over nineteen countries. One hundred and twenty-three factories are located in the Northern Hemisphere, and only ten in the Southern Hemisphere.

Global companies with a total annual tomato processing capacity of 200 000 metric tonnes or more in 2022

Rank by annual capacity	Company	Country	Number of factories	Location of factories	Daily processing capacity (mT)	Yearly processing capacity (mT)	2022 production (mT)	2021 production (mT)
1	MORNING STAR	USA	3	CALIFORNIA	67 000	4 900 000	3 460 000	3 660 000
2	SUGAL GROUP	PORTUGAL	5	PORTUGAL, SPAIN, CHILE	30 000	2 550 000	1 350 000	1 788 000
3	COFCO	CHINA	12	CHINA	40 000	2 080 000	1 780 000	1 550 000
4	INGOMAR PACKING COMPANY (1)	USA	2	CALIFORNIA	16 000	1 550 000	1 203 807	1 222 375
5	CONESA (2)	SPAIN	9	SPAIN, PORTUGAL CHINA, CALIFORNIA	28 900	1 500 000	910 766	1 187 630
6	JG BOSWELL (*)	USA	2	CALIFORNIA	15 000	1 200 000	1 010 000	900 000
7	CASALASCO GROUP (3)	ITALY	5	ITALY NORTH	17 400	1 044 000	820 000	570 000
8	LOS GATOS	USA	1	CALIFORNIA	9 100	1 000 000	865 000	840 000
9	CAMPBELL (*)	USA	2	CALIFORNIA	10 800	980 000	780 000	780 000
10	NEIL JONES (*)	USA	2	CALIFORNIA	10 600	950 000	580 000	560 000
11	STANISLAUS (*)	USA	1	CALIFORNIA	10 800	940 000	620 000	630 000
12	AGROFUSION (*)	UKRAINE	3	UKRAINE	13 000	780 000	60 000	710 000
13	CONSERVE ITALIA	ITALY	6	ITALY, FRANCE	12 000	700 000	416 000	485 000
14	KAGOME GROUP (1)	JAPAN	4	PORTUGAL, AUSTRALIA, JAPAN	14 000	680 000	576 000	621 000
15	MUTTI	ITALY	3	ITALY NORTH, ITALY SOUTH	9 458	660 000	603 000	680 000
16	Xinjiang GuanNong Group	CHINA	3	CHINA	15 600	660 000	386 000	380 000
17	PCP (*)	USA	1	CALIFORNIA	7 900	660 000	360 000	500 000
18	XinJiang Chalkis (4)	CHINA	7	CHINA	15 400	650 000	602 000	n/a
19	XinLiang YanYangTian (8)**	CHINA	1	CHINA	11 400	592 800	0	570 000
20	DEL MONTE (*)	USA	1	CALIFORNIA	6 200	570 000	240 000	260 000
21	TAT KONSERVE	TURKEY	3	TURKEY	11 600	550 000	542 000	503 000
22	TUKAS	TURKEY	3	TURKEY	11 000	550 000	470 000	350 000
23	CONAGRA (*)	USA	2	CALIFORNIA, CANADA	6 100	550 000	420 000	380 000
24	SICAM	TUNISIA	2	TUNISIA	9 000	500 000	289 495	350 515
25	CONSERVERIE BENAMOR (*)	ALGERIA	4	ALGERIA	7 600	500 000	n/a	n/a
26	XinJiang NongFa Group (5)	CHINA	3	CHINA	9 500	494 000	479 000	434 000
27	STERILTOM (6)	ITALY	2	ITALY NORTH	6 500	430 000	390 000	410 000
28	ROJINTAAK	IRAN	1	IRAN	4 300	430 000	141 142	102 334
29	TRANSA	SPAIN	2	SPAIN, PORTUGAL	10 500	420 000	300 000	320 000
30	PREDILECTA	BRAZIL	5	BRAZIL	5 300	400 000	355 000	320 000
31	TOMATES DEL GUADIANA	SPAIN	1	SPAIN	8 000	400 000	218 490	347 007
32	AGROZZI	CHILE	1	CHILE	6 000	380 000	357 000	380 000
33	SULTAN (*)	TURKEY	4	TURKEY	8 200	370 000	350 000	n/a
34	LA DORIA	ITALY	4	ITALY NORTH, ITALY SOUTH	7 700	370 000	239 000	291 000
35	TaCheng HongXiang	CHINA	2	CHINA	7 000	364 000	161 000	154 000
36	Inner Mongolian FuYong	CHINA	2	CHINA	7 200	360 000	187 000	196 000
37	ESCALON (*)	USA	1	CALIFORNIA	3 600	348 000	250 000	210 000
38	PRONAT	SPAIN	1	SPAIN	5 800	348 000	203 123	271 632
39	P&J FOR JUICE AND PASTE	EGYPT	2	EGYPT	1 000	330 000	280 000	246 000
40	RODOLFI MANSUETO	ITALY	3	ITALY	6 300	300 000	270 000	285 000
41	PRINCES	ITALY	1	ITALY SOUTH	5 000	300 000	230 000	220 000
42	NOMIKOS	GREECE	3	GREECE	6 100	300 000	130 000	190 000
43	GIAGUARO (*)	ITALY	2	ITALY NORTH, ITALY SOUTH	7 000	300 000	n/a	n/a
44	EMPRESAS IANSA (7)	CHILE	2	CHILE, PERU	3 600	295 000	220 000	191 000
45	ZER (*)	TURKEY	3	TURKEY	6 000	270 000	200 000	n/a
46	COMOCAP	TUNISIA	1	TUNISIA	4 800	264 000	42 842	107 052
47	HIGHBURY CANCO	CANADA	1	ONTARIO	4 800	240 000	200 000	144 000
48	LAS MARISMAS	SPAIN	1	SPAIN	4 500	230 000	0	150 000
49	ALSAT	SPAIN	1	SPAIN	4 700	220 000	122 000	200 000
50	KRAFT HEINZ (9)	TURKEY	1	TURKEY	4 500	210 000	180 000	160 000
51	SOLANA	ITALY	1	ITALY NORTH	3 700	200 000	160 000	195 000
52	TOMALIA	SPAIN	1	SPAIN	4 500	200 000	106 000	174 000

* Estimate or from third party as no information was provided by the company

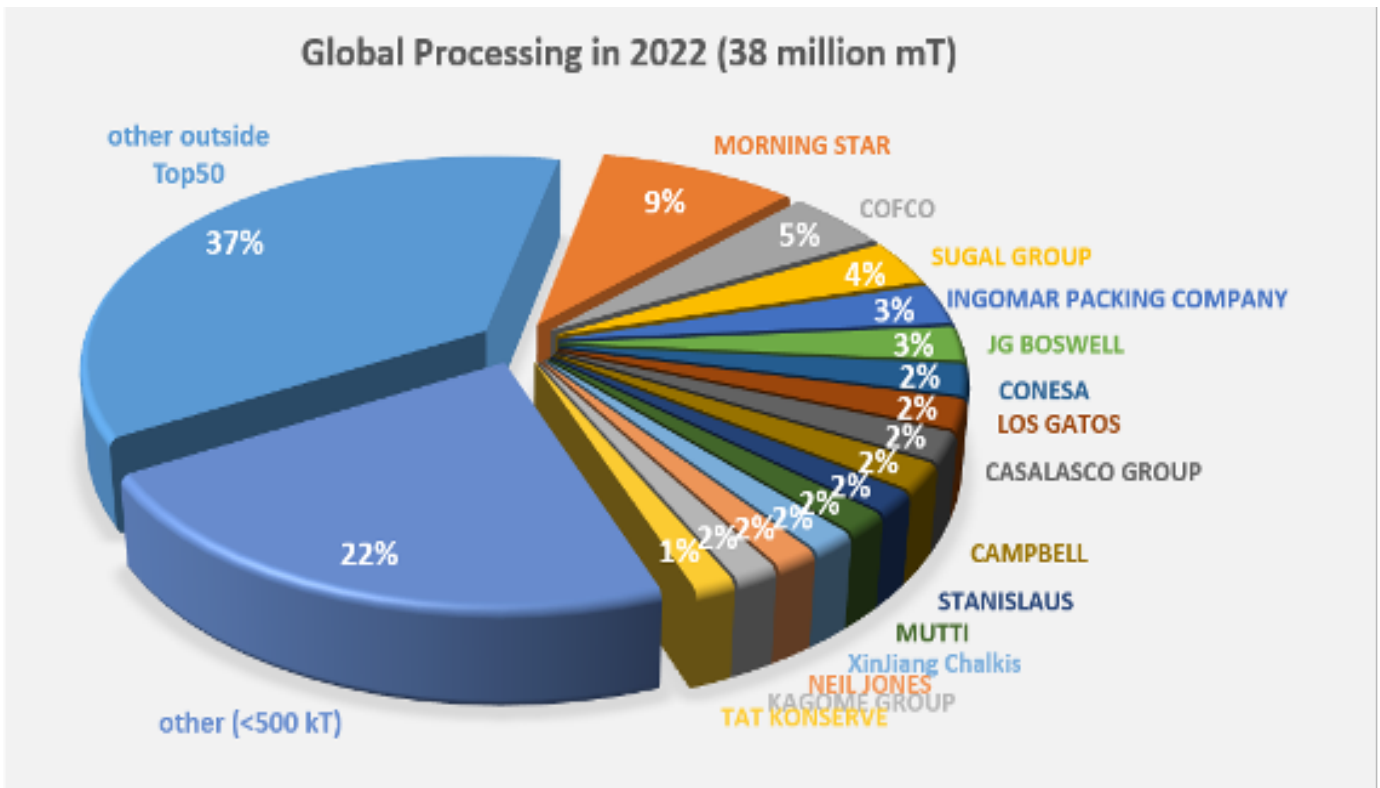
** Factories now dismantled, idle or sold

(1) KAGOME GROUP COMPANIES: Italagro + FIT in Portugal, 1 factory in Japan, 1 in Australia (included in KAGOME) + Ingomar in California (listed separately)

- (2) CONESA: Conesa, Agraz, Conesa Vegas Altas, Travir and Pinzón (Spain); Conesa Portugal and Tomatagro (Portugal); Agusa (USA) & Xianfeng (China)
- (3) CASALASCO GROUP: Casalasco Società Agricola SpA + Emiliana Conserve from 2022 crop
- (4) Xinjiang Chalkis rented some factories to YanYangTian in 2018 to 2021. Restarted processing in 7 factories in 2022. 10 factories are iddle.
- (5) Xinjiang NongFa Group will run 3 factories from crop 2023
- (6) previously listed at ITALTOM: partnership of independant companies Steriltom & Emiliana Conserve
- (7) EMPRESAS IANSA: Patagoniafresh (Chile) & Icatom (Peru)
- (8) YanYangTian rented some of Chalkis factories from 2018 to 2021. Taken over by XinLiang Group in 2022.
- (9) formerly Assan Foods

China is the country that hosts the largest number of processing sites in the world's TOP50: a total of thirty-one factories operated by eight different companies processed approximately 4.5 million tonnes, including the **world's No.3, COFCO**, which processed 1.78 million mT in its 12 plants.

In second place for the number of industrial sites, Italy hosts 24 factories belonging to eight companies, the largest of which in 2022 was the **Casalasco Group, No. 7** worldwide with 820,000 mT handled in its five sites.



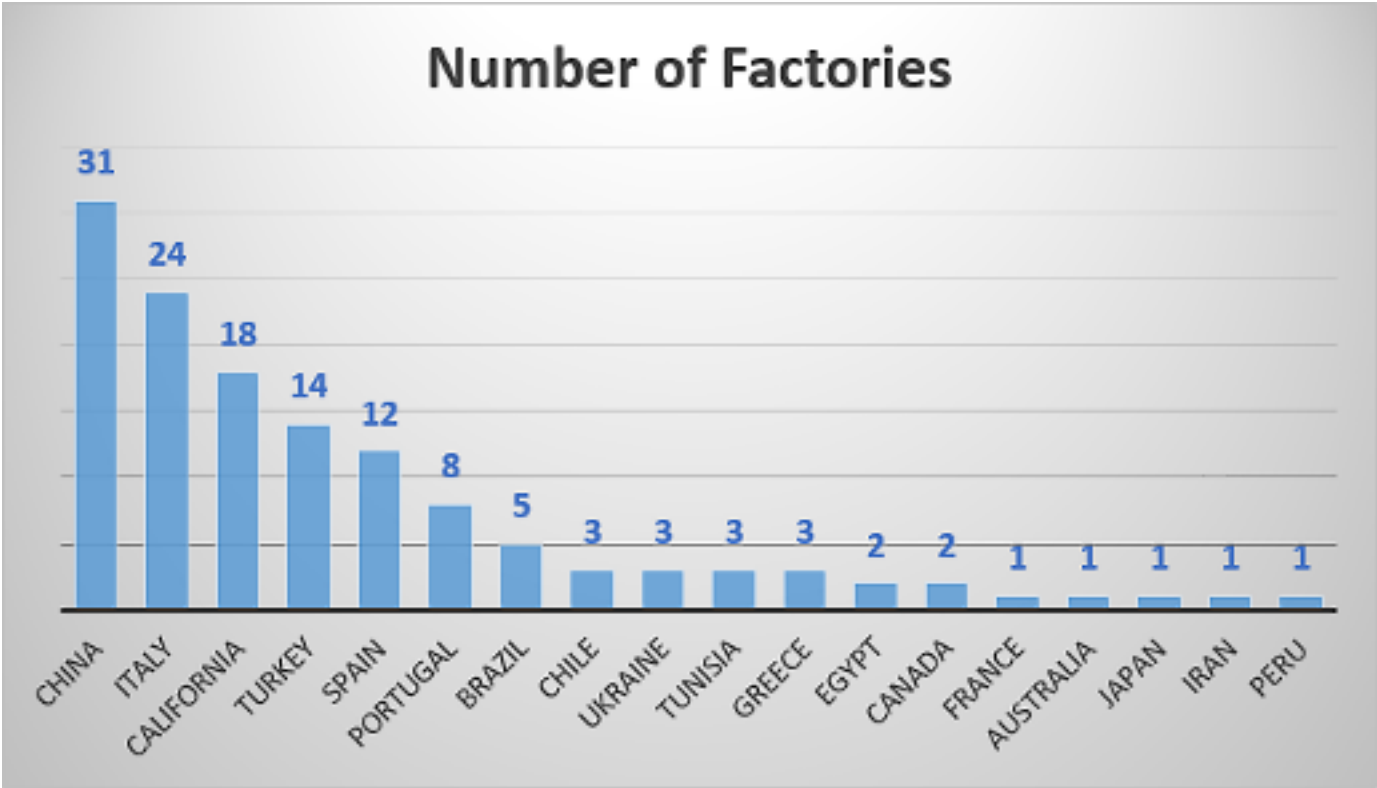
In the United States, and more specifically in California, twelve TOP50 companies operated eighteen processing sites last year; the three factories of the **world's No. 1, Morning Star**, processed 3.46 million mT in 2022, i.e. around 9% of the year's global volume.

The fourteen sites belonging to Turkish companies in the TOP50 processed just over 1.74 million mT in 2022, including 540,000 mT processed by **Turkey's No. 1, TAT Konserve**.

Spain hosts twelve sites belonging to eight TOP50 companies, the most important of which clearly have a cross-border vocation: **CONESA (the world's No. 5)** and TRANSA also operate sites in Portugal, while Spanish sites are also managed by Portuguese companies, such as the **SUGAL Group, world number two**.

As we pointed out in our previous world ranking, only a small number of industrial groups operate in different countries. Among these, we must therefore mention Sugal (headquartered in Portugal), Conesa (Spain), Kagome

(Japan), Conagra (USA), Conserve Italia (Italy), Transa (Spain) and Iansa (Chile). Of these, only the first three have an intercontinental base.

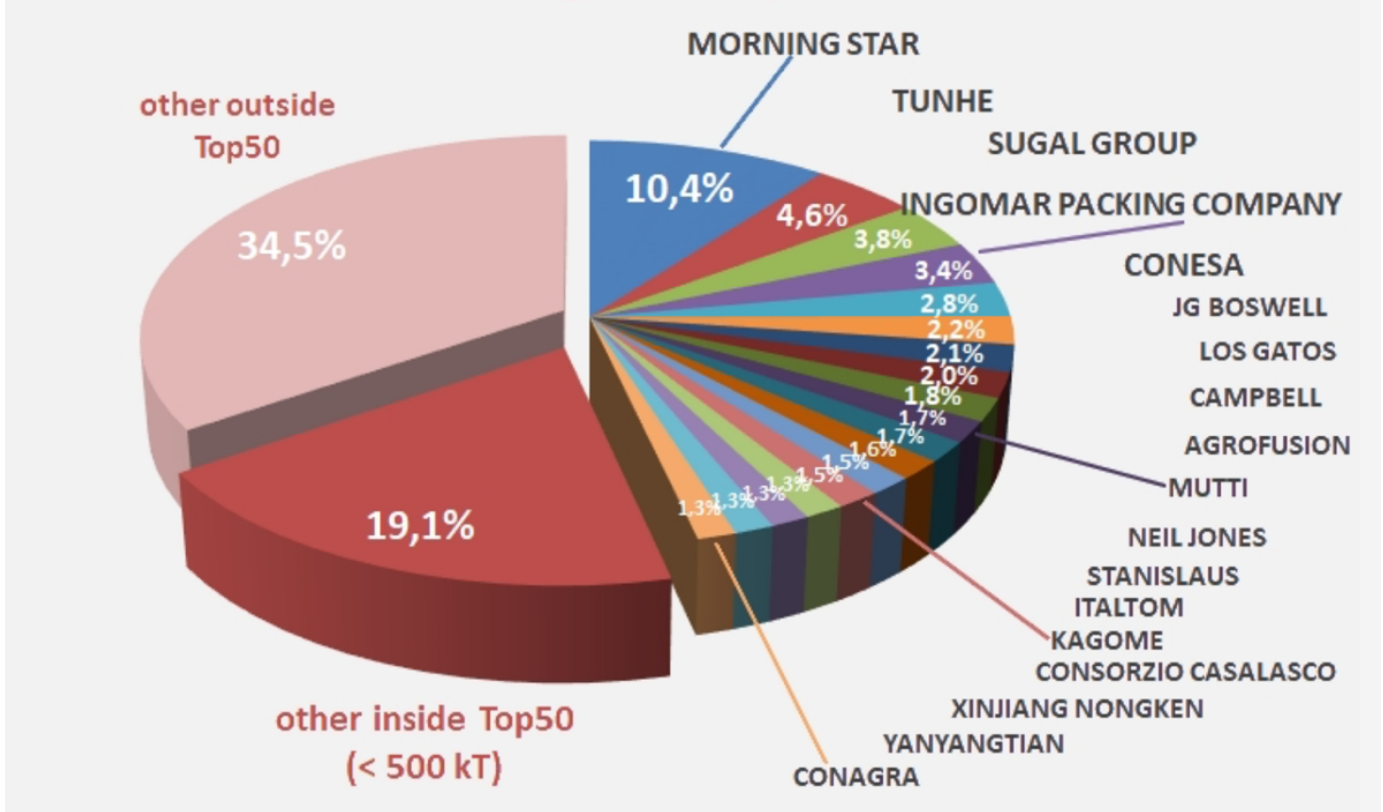


The Tomato News team contacted all the companies it believes should be listed in the table, but not all replied so we had to use some estimates. If your company is missing from the list or if the information published is incorrect or incomplete, please contact us so we can release an updated table in a few weeks.

Some complementary data:

For the record, the ranking of TOP50 companies in 2020

Global Processing in 2020 (38.61 million mT)



Sources: Tomato News & WPTC

Editor : TOMATO NEWS SAS - MAISON DE L'AGRICULTURE - TSA 48449 -
 84912 AVIGNON Cedex 9 - FRANCE
 contact@tomatonews.com

www.tomatonews.co (<http://www.tomatonews.com>) (<http://www.tomatonews.com>)